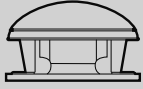
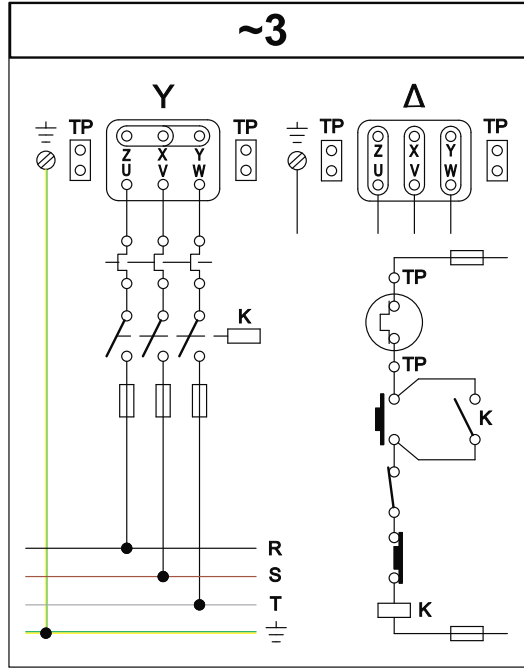


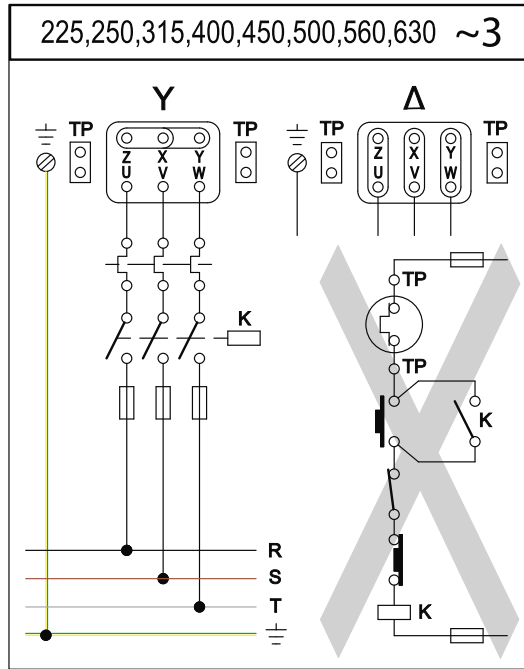
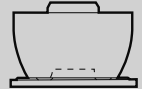

CTHB-CTHT

Elektrik Bağlantı Şeması

CTHT



F 400-120 (400°C/2h)
(EN 12101 - 3 : 2002)



MODELLER

CTHT/4-315 N
CTHT/6-500 N
CTHT/6-560 N
CTHT/6-630 N
CTHT/6-710 N

Not : Yukarıda belirtilen hususlara uyulmadığı takdirde cihazlarda yapılan / yapılacak olan onarımlar garanti kapsamı dışında kalacaktır.



solerpalau.com.tr